
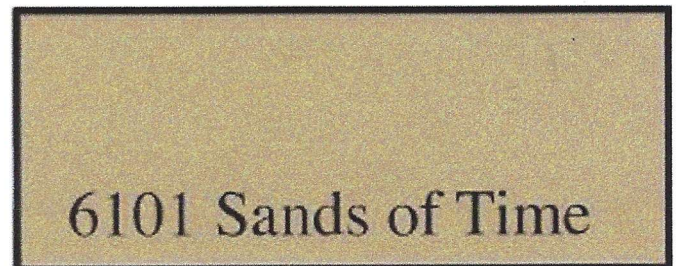
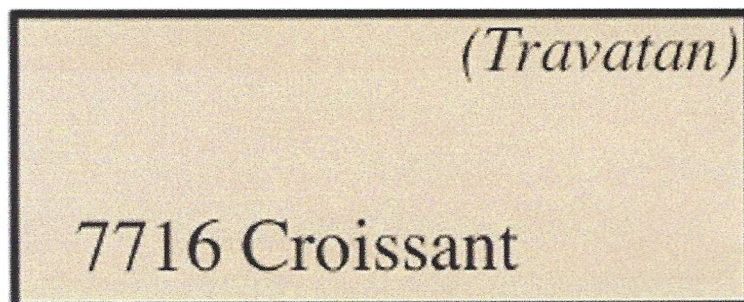
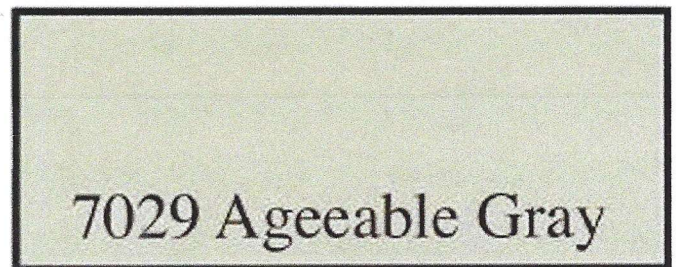
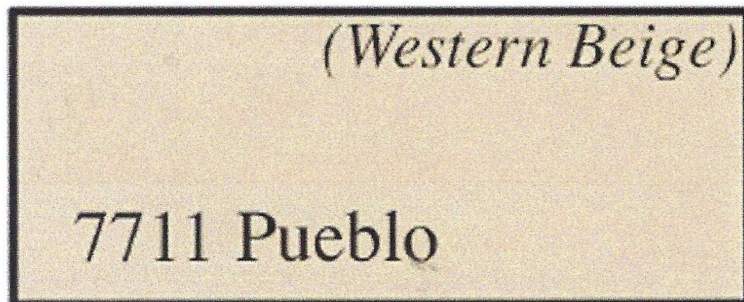

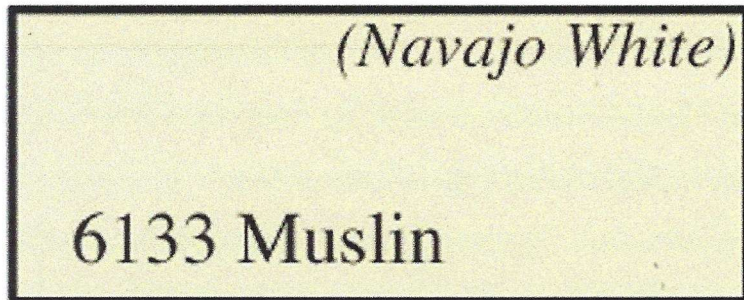




Townhouse VI Color Palette

Stucco Colors



Color number and names are Sherwin-Williams;
color names in italics are corresponding legacy colors (Frazee Paint)
February 2025

Townhouse VI Color Palette

Trim Colors

(Tuscany)
7502
Dry Dock

(Painted Desert)
6054
Canyon Clay

(Padre Brown)
7520
Dark Brown

6277
Special Gray

7017
Dorian Gray

2854
Caribbean Coral

6472
Composed

7008
Alabaster

9001
Audrey's Blush

6487
Cloudburst

6941
Nifty Turquoise

6550
Mythical

6299
Aged Wine

9158
Coquina

0034
Roycroft Rose

6331
Smokey Salmon

0075
Holiday Turquoise

6050
Abalone Shell

2863
Powder Blue

6508
Secure Blue

9059
Silken Peacock

TOWNHOUSE VI PAINTING INSTRUCTIONS & DEFINITIONS

APPROVED BY THE BOARD OF DIRECTORS: March 5, 2025

PRIOR TO BEGINNING ANY EXTERIOR PAINTING, YOU MUST SUBMIT AN ARCHITECTURAL RENOVATION SHEET TO THE ARCHITECTURAL COMMITTEE (ARC). Please allow 30 days for the Committee to meet and review your request. Call an ARC member with any questions. If you are working with a contractor, be sure that they are informed of the need to adhere to these guidelines.

Any new painting that does not match the approved exterior colors will have to be repainted within 60 days to conform with the approved colors.

As of March 5th, 2025, an “open palette” paint scheme is being used by TH VI to allow for simplicity, flexibility and individuality. To preserve the Southwest “look and feel” of our neighborhood, the original color choices have been retained and new complementary colors added. See the attached color chart and list. We encourage the use of lighter colors for the base and darker colors for trim. All colors listed are Sherwin Williams (SW) and are available to view on the Sherwin-Williams Homeowners Association Color Archive (<https://www.sherwin-williams.com/homeowners/color/find-and-explore-colors/hoa>). **NOTE:** Colors viewed online are not as exact as the “hardcopy” SW color samples. Each ARC committee member has all the color samples available to assist in choosing which, if any, combinations to use.

1. Choose from the approved exterior color palettes: **Stucco; Trim.**
2. You may use any brand of paint as long as it matches the colors listed. The paint mix computers used by most stores to mix custom paint colors can typically be set up for SW paint numbers using any brand of paint.
3. You **MUST** use flat or satin finish paint on the body of your house; semi-gloss may be used on Trim. Do **NOT** use gloss paint on any part of the exterior of your house.
4. **STUCCO COLOR:** Stucco color **MUST** be used on the body of the house, garage doors, visible portions of parapets, wood panel walls (at front and rear of house), and any utility box attached to the exterior of the house (i.e., circuit breaker panel, solar panel electrical boxes, irrigation control box). The HOA prefers that Stucco colors be lighter than Trim colors.

Stucco color **CAN ALSO** be used on all exterior surfaces.

5. **TRIM COLOR:** Trim Colors may be used in two ways. The Primary Trim Color that

you choose may be used on all exterior doors, wood frame around exterior doors, "Pop-outs" around windows & doors, decoratively designed gutters & downspouts (upon approval by ARC), ramadas, wood beams over garage doors, entry roof structures, fascia, metal bars covering windows, front and rear gates and secondary gates and metal work interior to the front wall gate.

Additionally, a **SECONDARY TRIM** color may be used as an accent color on the front gate, rear yard gate, security screen door and front door, or within a decorative design element that has been incorporated into a primary trim feature.

6. **FRONT DOOR (front door and frame):** Front Doors may be natural wood or almost any solid color. Homeowners must submit an ARC Request before installing a new or painting an existing front door. Please identify the color and number if using a SW paint. If it is not an SW paint, Homeowners must identify the company, color name and number, and provide a color chip.

7. **SECONDARY DOORS** (to storage or garage) **MUST** be Stucco or Trim color, including the wood trim around exterior doors.

8. **GATES & METAL WORK:** Front and Rear Gates may be Primary Trim Color, Stucco Color, Secondary Trim Color, black, white or natural metal (bronze).

Metal bars covering windows, "secondary" gates and metal work interior to the front wall **MUST** be Stucco or Primary Trim color, black, white, or natural metal (such as bronze).

9. **MAILBOXES/LIGHT FIXTURES:** Shall be kept in good repair and painted **BLACK** (preferably Flat finish).

(USPS mailbox regulations: The carrier flag on a mailbox can be any color except green, brown, white, yellow, or blue. The preferred color is fluorescent orange, and the flag should contrast with the mailbox's color. The numbers on a mailbox should be at least 2 inches tall and contrast with the mailbox's color. Reflective numbers are recommended for better visibility at night.)

10. **FLAGPOLES:** Shall be white or natural metal and kept in good repair.

DEFINITIONS

Stucco - all wall surfaces presently covered with stucco, including parapets.

Parapets - that part of any wall that extends upward of the roof level.

Garage doors – The garage door includes all garage door surfaces. It **MUST** be painted the house color. (**NOTE:** The garage door may not have a glossy finish.)

Wood panels (T-111 panels) - any wood panels in the front entry or on the back walls.

Trim - fascia, visible parts of roof stringers, wood molding or "pop-outs" around doors and above garage doors, and some windows and across some entry ways.

Fascia - the point where the gutter and the roof line meet.

Stringer - straight piece of wood that connects two things together.

Pop-outs - raised stucco (trim) around windows, eyebrows, and garage doors.

Ramadas - those structures extending over the rear or front patios. Includes posts, beams and stringers.

Iron grill work - Entrance way and ironwork covering windows.

Gates - Metal or wood in front or in back.

Roof tile - All roof tile should be standard terra cotta color

LIST OF PALETTE COLORS

STUCCO:

Honied White	SW 7106	(formerly FZ Arizona White)
Muslin	SW 6133	(formerly FZ Navajo White)
Pueblo	SW 7711	(formerly FZ Western Beige)
Croissant	SW 7716	(formerly FZ Travatan)
Clary Sage	SW 6178	
Blonde	SW 6128	
Agreeable Gray	SW 7029	
Sands of Time	SW 6101	
Rosebud	SW 6288	

TRIM:

Dry Dock	SW 7502	(formerly FZ Tuscany)
Canyon Clay	SW 6054	(formerly FZ Painted Desert)
Dark Brown	SW 7520	(formerly FZ Padre Brown)
Special Gray	SW 6277	
Dorian Gray	SW 7017	
Caribbean Coral	SW 2854	
Composed	SW 6472	
Alabaster	SW 7008	
Audrey's Blush	SW 9001	
Cloudburst	SW 6487	
Nifty Turquoise	SW 6941	
Mythical	SW 6550	
Aged Wine	SW 6299	
Coquina	SW 9158	
Roycroft Rose	SW 0034	
Smokey Salmon	SW 6331	
Holiday Turquoise	SW 0075	
Abalone Shell	SW 6050	
Powder Blue	SW 2863	
Secure Blue	SW 6508	
Silken Peacock	SW 9059	